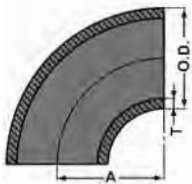
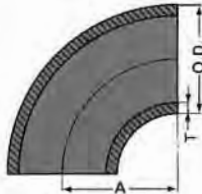


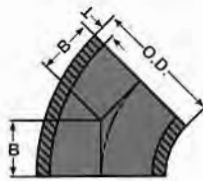
**90° ELBOW
LONG RADIUS**



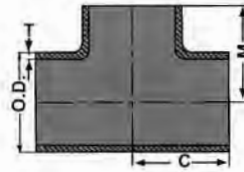
**90° ELBOW
SHORT RADIUS**



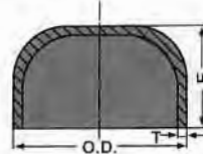
**45° ELBOW
LONG RADIUS**



TEE



CAP

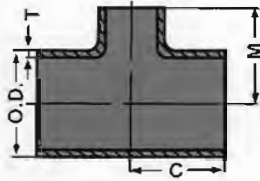


DIMENSION ANSI B16.9 (S/R ANSI B16.28)

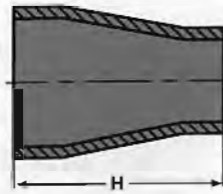
UNIT: INCH/mm

NOMINAL PIPE SIZE	OUTSIDE DIAMETER	WALL THICKNESS SCHEDULE				ELBOW			TEE	CAP	NOMINAL PIPE SIZE
						90°		45°			
		INCH	O.D.	T				L/R	S/R	L/R	C, M
				5S	10S	40S	80S	A	A	B	
1/2	0.840 21.30	0.065 1.65	0.083 2.11	0.109 2.77	0.147 3.73	1.50 38.1	— —	0.62 16	1.00 25.4	1.00 25.4	1/2
3/4	1.050 26.70	0.065 1.65	0.083 2.11	0.113 2.87	0.154 3.91	1.12 28.5	— —	0.44 11	1.125 28.6	1.00 25.4	3/4
	1	1.315 33.40	0.065 1.65	0.109 2.77	0.133 3.38	0.179 4.55	1.50 38.1	1.00 25.4	0.88 22	1.50 38.1	
1 1/4	1.660 42.2	0.065 1.65	0.109 2.77	0.140 3.56	0.191 4.85	1.88 47.5	1.25 32	1.00 25	1.88 47.6	1.50 38	1 1/4
1 1/2	1.90 48.3	0.065 1.65	0.109 2.77	0.145 3.68	0.200 5.08	2.25 57.0	1.50 38	1.12 29	2.25 57.2	1.50 38	1 1/2
	2	2.375 60.3	0.065 1.65	0.109 2.77	0.154 3.91	0.218 5.54	3.00 76.0	2.00 51	1.38 35	2.50 63.5	
2 1/2	2.875 73.0	0.083 2.11	0.120 3.05	0.203 5.16	0.276 7.01	3.75 95.0	2.50 63.5	1.75 45	3.00 76.2	1.50 38	2 1/2
3	3.50 88.9	0.083 2.11	0.120 3.05	0.216 5.49	0.300 7.62	4.50 114.5	3.00 76	2.00 51	3.38 85.7	2.00 51	3
	3 1/2	4.00 101.6	0.083 2.11	0.120 3.05	0.226 5.74	0.318 8.08	5.25 133.5	3.50 89	2.25 57	3.75 95.3	
4	4.50 114.3	0.083 2.11	0.120 3.05	0.237 6.02	0.337 8.56	6.00 152.5	4.00 101.5	2.50 64	4.12 104.8	2.50 64	4
5	5.563 141.3	0.109 2.77	0.134 3.40	0.258 6.55	0.375 9.52	7.50 190.5	5.00 127	3.12 79	4.88 123.8	3.00 76	5
6	6.625 168.3	0.109 2.77	0.134 3.40	0.280 7.11	0.432 10.97	9.00 228.5	6.00 152.5	3.75 95	5.62 142.9	3.50 89	6
	8	8.625 219.1	0.109 2.77	0.148 3.76	0.322 8.18	0.50 12.70	12.00 305	8.00 203	5.00 127	7.00 177.8	
10	10.75 273	0.134 3.40	0.165 4.19	0.365 9.27	0.500 12.70	15.00 381	10.00 254	6.25 159	8.50 215.9	5.00 127	10
	12	12.75 323.9	0.156 3.96	0.180 4.57	0.375 9.52	0.500 12.70	18.00 457	12.00 305	7.50 191	10.00 254	

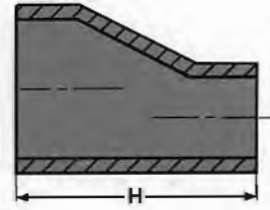
REDUCING TEE



CONCENTRIC REDUCER



ECCENTRIC REDUCER



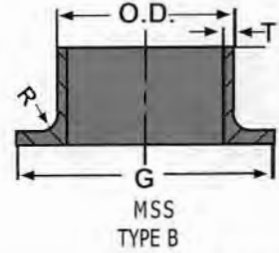
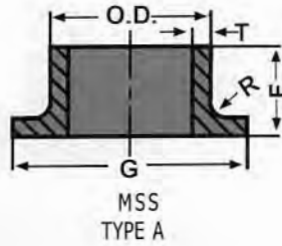
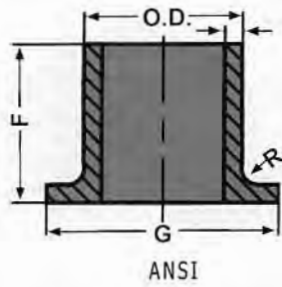
DIMENSION ANSI B16.9

UNIT: INCH/mm

NOMINAL PIPE SIZE INCH	REDUCING TEE		REDUCERS CONCENTRIC ECCENTRIC
	C	M	H
3/4 x 1/2	1.125 28.6	1.125 28.6	1.500 38.1
1 x 3/4	1.500 38.1	1.500 38.1	2.000 50.80
		1.500 38.1	
1 1/4 x 3/4	1.875 47.6	1.875 47.6	2.000 50.8
		1.875 47.6	
1 1/2 x 1	2.250 57.2	2.250 57.2	2.500 63.5
		2.250 57.2	
2 x 1	2.500 63.5	2.375 60.3	3.000 76.2
		2.250 57.2	
2 1/2 x 1 1/4	3.000 76.2	2.000 50.8	3.500 88.9
		1.752 44.5	
3 x 1 1/2	3.375 85.7	2.750 69.9	3.500 88.9
		2.625 66.7	
3 1/2 x 2 1/2	3.752 95.3	2.500 63.5	4.000 101.6
		2.250 57.2	
3 1/2 x 2	3.752 95.3	3.250 82.6	4.000 101.6
		3.000 76.2	
3 1/2 x 1 1/2	3.752 95.3	2.875 73.0	4.000 101.6
		2.752 69.9	
3 1/2 x 1	3.752 95.3	2.626 66.7	4.000 101.6
		3.126 79.4	

NOMINAL PIPE SIZE INCH	REDUCING TEE		REDUCERS CONCENTRIC ECCENTRIC
	C	M	H
4 x 3 1/2	4.126 104.8	4.00 101.6	4.000 101.6
		3.750 95.3	
4 x 2 1/2	4.126 104.8	3.500 88.9	4.000 101.6
		3.374 85.7	
5 x 3 1/2	4.874 123.8	4.626 117.5	5.000 127.0
		4.50 114.3	
6 x 3 1/2	5.626 142.9	4.374 111.1	5.500 139.7
		4.252 108.0	
6 x 2 1/2	5.626 142.9	4.126 104.8	5.500 139.7
		4.000 101.6	
8 x 3 1/2	7.000 178	5.374 136.5	6.000 152
		5.122 130.1	
8 x 2 1/2	7.000 178	5.00 127.0	6.000 152
		4.874 123.8	
10 x 3 1/2	8.500 216	4.752 120.7	7.000 178
		4.625 117.5	
10 x 2 1/2	8.500 216	4.625 117.5	7.000 178
		4.50 114.3	
12 x 3 1/2	10.000 254	6.625 168	8.000 203
		6.375 162	
12 x 2 1/2	10.000 254	6.125 155	8.000 203
		6.000 152	
12 x 1 1/2	10.000 254	5.87 149.1	8.000 203
		5.50 139.7	

STUB ENDS



DIMENSION B16.9, MSS SP-43

UNIT: INCH/mm

NOMINAL PIPE SIZE	OUTSIDE DIAMETER	STUB END						NOMINAL PIPE SIZE
		G	ANSI		MSS			
			F	R	F	TYPE A R	TYPE B R	
INCH	O.D.						INCH	
1/2	0.840	1.38	3.00	0.125	2.00	0.125	0.031	1/2
	21.30	35	76	3	51	3	0.8	
3/4	1.050	1.69	3.00	0.125	2.00	0.125	0.031	3/4
	26.70	43	76	3	51	3	0.8	
1	1.315	2.00	4.00	0.125	2.00	0.125	0.031	1
	33.40	51	102	3	51	3	0.8	
1 1/4	1.660	2.50	4.00	0.188	2.00	0.187	0.031	1 1/4
	42.2	64	102	5	51	5	0.8	
1 1/2	1.90	2.88	4.00	0.250	2.00	0.250	0.031	1 1/2
	48.3	73	102	6	51	6	0.8	
2	2.375	3.62	6.00	0.313	2.50	0.313	0.031	2
	60.3	92	152	8	64	8	0.8	
2 1/2	2.875	4.12	6.00	0.313	2.50	0.313	0.031	2 1/2
	73.0	105	152	8	64	8	0.8	
3	3.50	5.00	6.00	0.375	2.50	0.375	0.031	3
	88.9	127	152	10	64	10	0.8	
3 1/2	4.00	5.50	6.00	0.375	3.00	0.375	0.031	3 1/2
	101.6	140	152	10	76	10	0.8	
4	4.50	6.19	6.00	0.438	3.00	0.438	0.063	4
	114.3	157	152	11	76	11	1.6	
5	5.563	7.31	8.00	0.438	3.00	0.438	0.063	5
	141.3	186	203	11	76	11	1.6	
6	6.625	8.50	8.00	0.5	3.50	0.500	0.063	6
	168.3	216	203	13	89	13	1.6	
8	8.625	10.625	8.00	0.5	4.0	0.500	0.063	8
	219.1	270	203	13	102	13	1.6	
10	10.75	12.75	10.00	0.5	5.0	0.500	0.063	10
	273	324	254	13	127	13	1.6	
12	12.75	15.00	10.00	0.5	6.0	0.500	0.063	12
	323.9	381	254	13	152	13	1.6	